

Notes

1. This sign is to be installed at the location of and used for the identification of a public cyclone shelter.

Colour Legend

- Retroreflective white
- Retroreflective blue



Queensland
Government

SERVICE SIGN CYCLONE SHELTER

Road Safety and Systems Management Division
Road Safety Unit

APPROVED AS OFFICIAL TRAFFIC SIGN

17/07/12
Date

[Signature]
PRINCIPAL ENGINEER
(Traffic Engineering)

TC1974_1

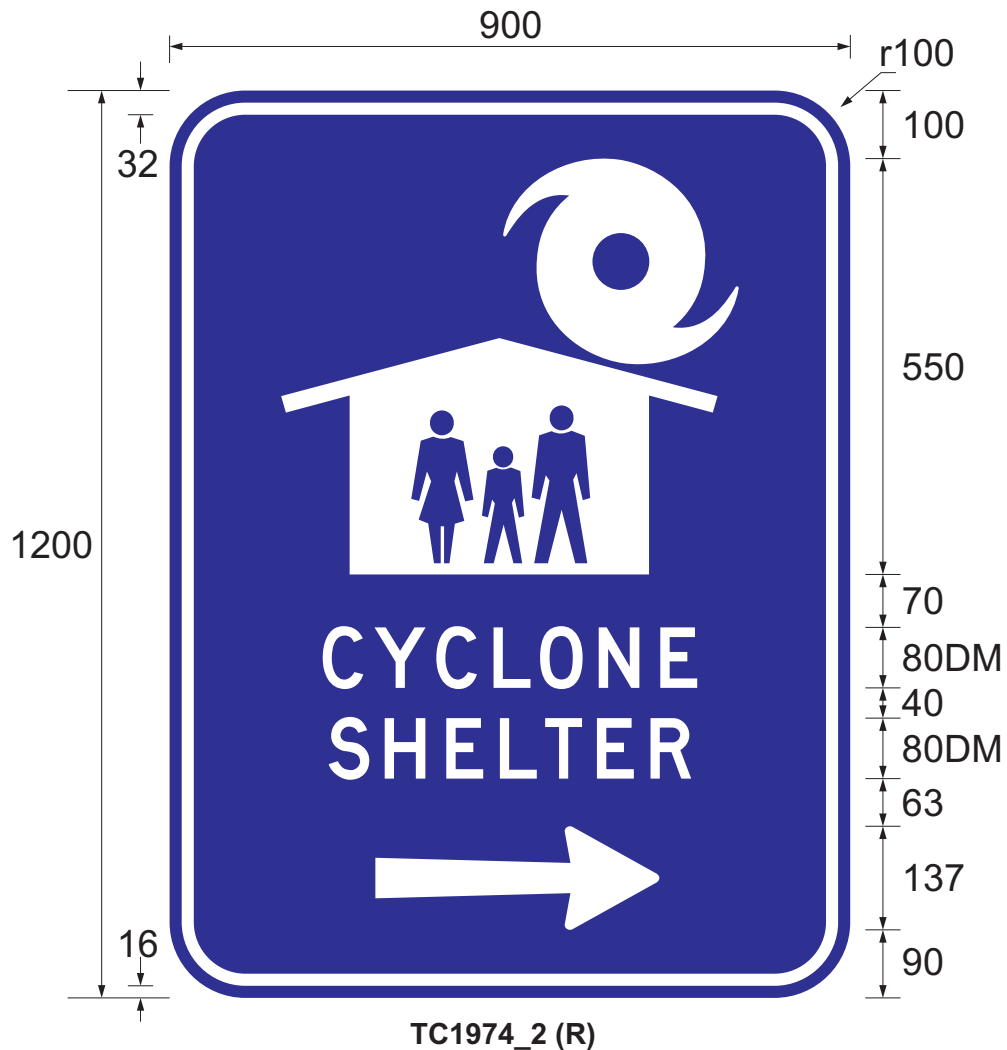
Page 1 of 6

Designed
TV 07/12

Checked
DJ 07/12

Scale
Not to Scale

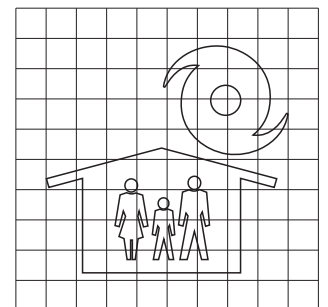
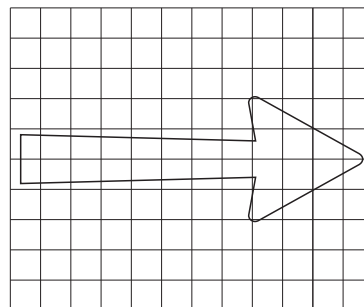
A



TC1974_2 (R)



TC1974_2 (L)



Notes

1. This sign is to be used to give direction to a public cyclone shelter.
2. Left or right arrows to be used as appropriate.

Colour Legend

- Retroreflective white
- Retroreflective blue



**Queensland
Government**

SERVICE SIGN CYCLONE SHELTER DIRECTION

Road Safety and Systems Management Division
Road Safety Unit

APPROVED AS OFFICIAL TRAFFIC SIGN

17/07/12
Date

[Signature]
PRINCIPAL ENGINEER
(Traffic Engineering)


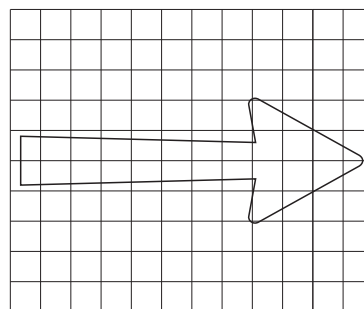
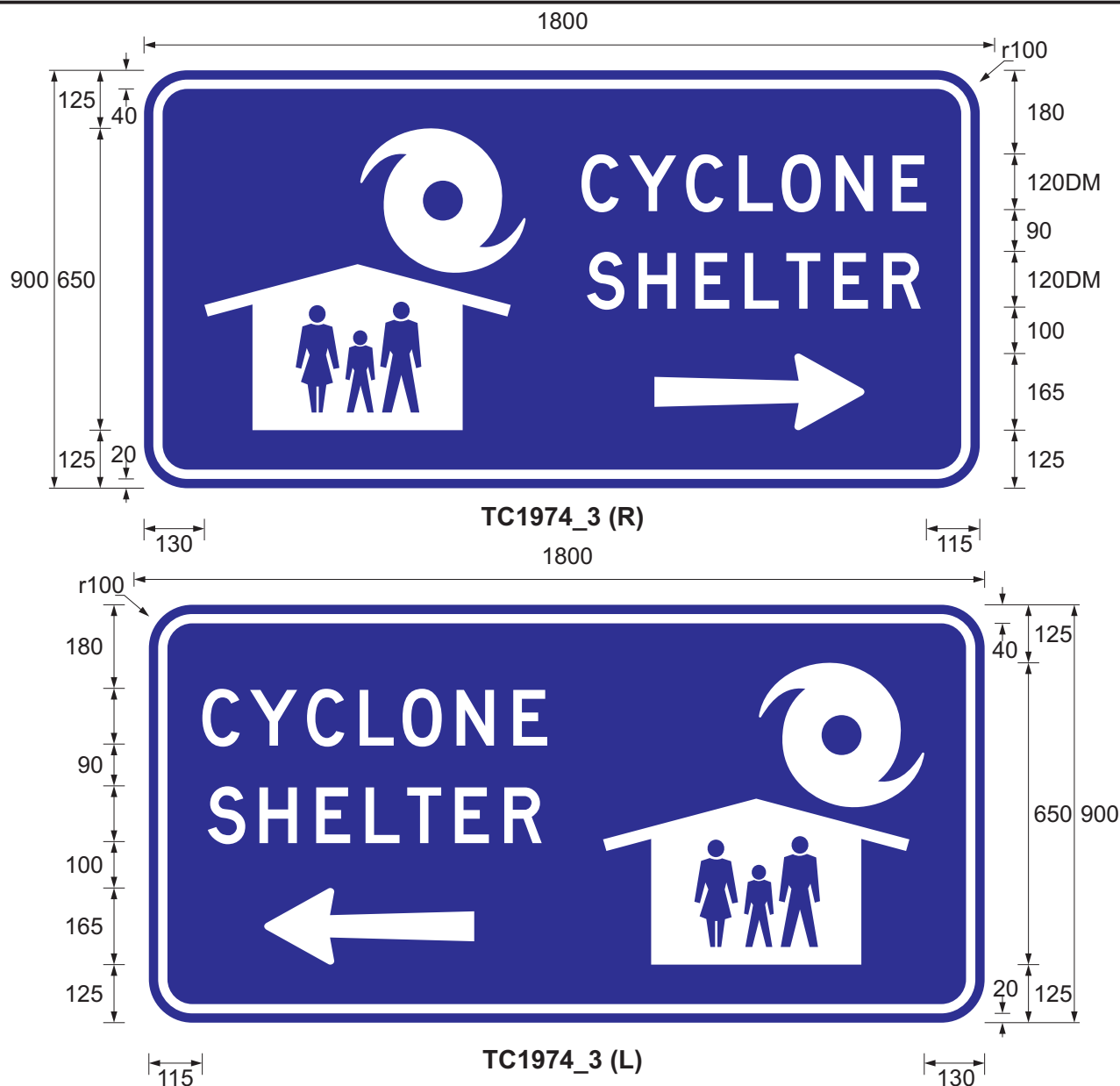
Designed
TV 07/12

Checked
DJ 07/12

Scale
Not to Scale

TC1974_2
Page 2 of 6

A



Colour Legend

- Retroreflective white
- Retroreflective blue

Notes

1. This sign is to be used to give direction to a public cyclone shelter.
2. Left or right signs to be used as appropriate.



**Queensland
Government**

SERVICE SIGN CYCLONE SHELTER DIRECTION

Road Safety and Systems Management Division
Road Safety Unit

APPROVED AS OFFICIAL TRAFFIC SIGN

17/07/12
Date

[Signature]
PRINCIPAL ENGINEER
(Traffic Engineering)

TC1974_3

Page 3 of 6

Designed
TV 07/12

Checked
DJ 07/12

Scale
Not to Scale


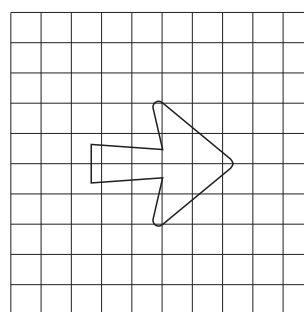
A



TC1974_4 (R)



TC1974_4 (L)



Colour Legend

- Retroreflective white
- Retroreflective blue

Notes

1. This sign is to be used to give direction to a public cyclone shelter.
2. Left or right signs to be used as appropriate.



**Queensland
Government**

Road Safety and Systems Management Division
Road Safety Unit

SERVICE SIGN CYCLONE SHELTER DIRECTION

APPROVED AS OFFICIAL TRAFFIC SIGN

[Signature]
PRINCIPAL ENGINEER
(Traffic Engineering)

17/07/12
Date

TC1974_4

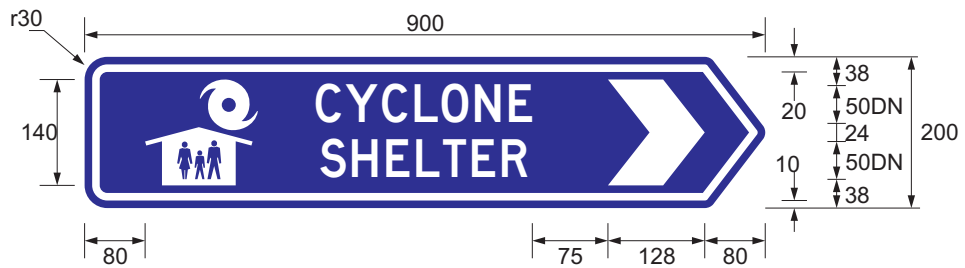
Page 4 of 6

Designed
TV 07/12

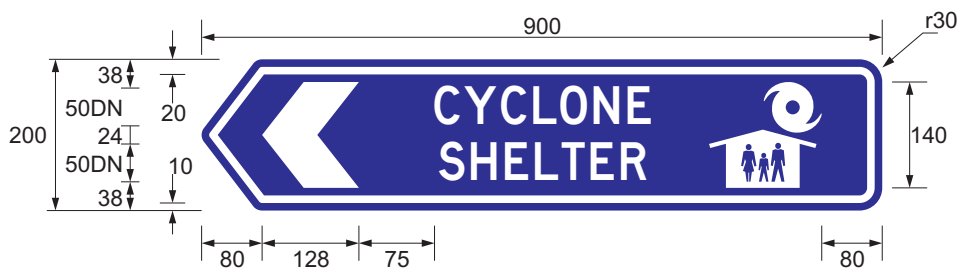
Checked
DJ 07/12

Scale
Not to Scale


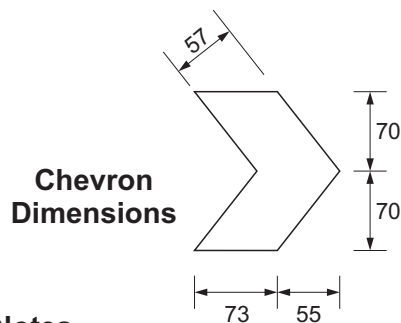
A



TC1974_5 (R)



TC1974_5 (L)



Colour Legend

	Retroreflective white
	Retroreflective blue

Notes

1. This sign is to be used to give direction to a public cyclone shelter.
2. Left or right signs to be used as appropriate.



**Queensland
Government**

SERVICE SIGN CYCLONE SHELTER DIRECTION

Road Safety and Systems Management Division
Road Safety Unit

APPROVED AS OFFICIAL TRAFFIC SIGN

Designed
TV 07/12

Checked
DJ 07/12

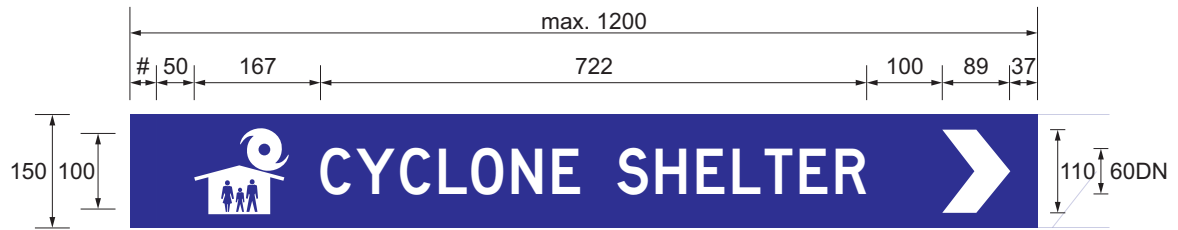
Scale
Not to Scale

PRINCIPAL ENGINEER
(Traffic Engineering)

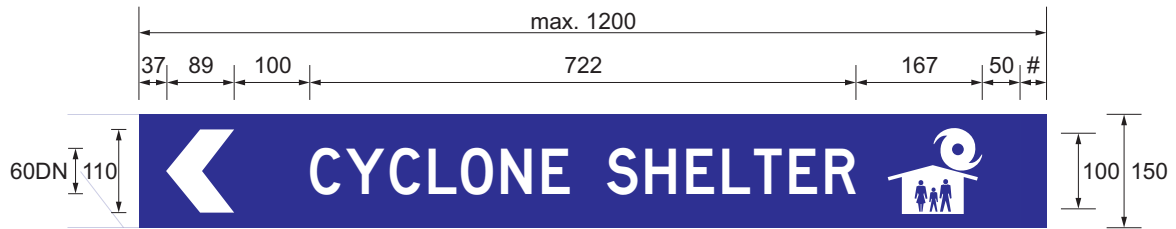
17/07/12
Date

TC1974_5
Page 5 of 6

A ☐ ☐ ☐ ☐



TC1974_6 (R) - Side A


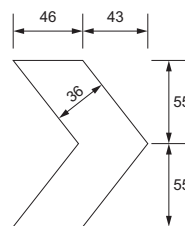


TC1974_6 (L) - Side B



Example

Chevron Dimensions



Colour Legend

- Retroreflective white
- Retroreflective blue

Notes

1. This sign is to be used to give direction to a public cyclone shelter.
2. # Dimension to suit pipe clamps.



Queensland
Government

SERVICE SIGN CYCLONE SHELTER INTERSECTION SIGN

Road Safety and Systems Management Division
Road Safety Unit

APPROVED AS OFFICIAL TRAFFIC SIGN

Designed
TV 07/12

Checked
DJ 07/12

Scale
Not to Scale


PRINCIPAL ENGINEER
(Traffic Engineering)

17/07/12
Date

TC1974_6

Page 6 of 6

A